



| # | Player | Pos | Inn | 1 | 2 | 3 | 4 | 5 | 6 | 7 | 8 | 9 |
|------|----------------------|-----|-----|-----|-----|-----|-----|-----|-----|-----|-----|-----|
| 10 | Kohler Briggs | 9 | 1 | | | | | | | | | |
| 24 | Ryder Kulbeck | 8 | 1 | | | | | | | | | |
| 8 | Gianfranco Filippini | 1 | 1 | | | | | | | | | |
| 15 | Tanner Johnson | 5 | 1 | | | | | | | | | |
| 55 | Justin Woodward | 3 | 1 | | | | | | | | | |
| 16 | Conrad Schnur | 4 | 1 | | | | | | | | | |
| 12 | Dayne Allen | 7 | 1 | | | | | | | | | |
| 22 | Jordan Carlson | 6 | 1 | | | | | | | | | |
| 21 | Conner Van Dyken | 1 | 7 | | | | | | | | | |
| 99 | Dante Filippini | 2 | 1 | | | | | | | | | |
| R/H | | | | 0/0 | 1/1 | 0/0 | 0/0 | 3/2 | 0/2 | 0/1 | 0/0 | 0/0 |
| K/BB | | | | 2/2 | 0/1 | 1/1 | 0/1 | 1/4 | 3/1 | 0/0 | 0/0 | 0/0 |

| # | Player | Pos | Inn | 1 | 2 | 3 | 4 | 5 | 6 | 7 | 8 | 9 | 1 | 2 |
|----|--------------------|------|-----|-------------------------|-----------------------------------|-----|----------|---------------------------------|-----------------------------------|-------|---------------------------------|-----|-----|-----|
| 15 | Brett Franklin | 1 | 1 | 1-3 ① | AB3 AB2 AB4 BB 4 5 1 2 3 | | | SB3 SB2 BB WP4 3 1 2 4 | 3-1 ② | | 1B | | | |
| " | " | 8 | 7 | | | | | | | | | | | |
| 14 | Chris Mitchell | 4 | 1 | SB3 SB3 AB3 1B 2 | AB4 AB3 AB4 FC 1 2 3 | | | ① | AB3 AB3 BB AB3 1 3 2 4 5 | | 1 2 | | | |
| 35 | Trevor Mahn | 6 | 1 | SAC ② 3 | OT4 OT4 1B 1 3 2 4 | | | PK1-5 WP4 BB 1 2 3 4 | 3B AB4 L 1 | | | | | |
| 9 | Conner Switzer | 2 | 1 | SB5 1B 1 2 3 1 | TO9-6-3 1B 1 | | | P1 ③ | HR F 1 2 | | | | | |
| 7 | Chris Gilbraith | 7 | 1 | U3 ③ | PK1-3 BB 2 4 1 3 5 | | | | AB6 BK6 BK7 HBP 1 | 4-3 ③ | | | | |
| 20 | Chris Shreckengost | 5 | 1 | | AB8 AB7 BB AB9 3 1 2 4 | | 1-3 ① | | E8 BK7 1B E8 1 2 1 | | P5 ① | | | |
| 19 | Josh Geir | 9 | 1 | | OT9 AB8 E5 AB1 L 2 1 3 | | ② | | 8 ① | | F9 ② | | | |
| " | " | 1 | 7 | | | | 1 2 3 | | | | | | | |
| 18 | Jamis Olson | 3 | 1 | | AB1 OT9 FC5 L HBP 1 | | | BB 1 2 3 | E8 E8 E8 BK9 F 1 2 3 | | AB1 AB9 BB AB1 2 1 3 4 | | | |
| 12 | Koby Ruff | 8 | 1 | | AB2 AB1 1B AB3 F 2 1 | | | 4-3 ③ | AB3 AB1 BB AB3 4 1 2 3 | | CS2 AB1 1B 1 | | | |
| " | " | 9 | 7 | | | | 1 2 2 | | | | | | | |
| | | R/H | | 1/2 | 5/3 | 0/0 | 1/0 | 7/3 | 1/2 | 0/0 | 0/0 | 0/0 | 1/2 | 5/3 |
| | | K/BB | | 0/0 | 0/3 | 1/1 | 1/2 | 0/2 | 0/1 | 0/0 | 0/0 | 0/0 | 0/0 | 0/3 |


Brett Franklin - 6.00 innings

| | |
|---------------|---|
| Balls: 71 |  |
| Strikes: 68 | |
| Total: 139 | |
| Wild: 2 | |
| Balks: 0 | |
| Batters: 33 | |
| HBP: 0 | |
| Walks: 10 | |
| Strikeouts: 7 | |
| Hits: 5 | |
| Total Runs: 4 | |
| Earned: 4 | |


Josh Geir - 1.00 innings

| | |
|---------------|--|
| Balls: 4 |  |
| Strikes: 6 | |
| Total: 10 | |
| Wild: 0 | |
| Balks: 0 | |
| Batters: 4 | |
| HBP: 0 | |
| Walks: 0 | |
| Strikeouts: 0 | |
| Hits: 1 | |
| Total Runs: 0 | |
| Earned: 0 | |


Gianfranco Filippini - 3.00 innings

| | |
|---------------|---|
| Balls: 41 |  |
| Strikes: 41 | |
| Total: 82 | |
| Wild: 0 | |
| Balks: 0 | |
| Batters: 19 | |
| HBP: 1 | |
| Walks: 5 | |
| Strikeouts: 1 | |
| Hits: 5 | |
| Total Runs: 7 | |
| Earned: 6 | |

Billy Mourer - 1.33 innings

| | |
|---------------|--|
| Balls: 19 |  |
| Strikes: 16 | |
| Total: 35 | |
| Wild: 2 | |
| Balks: 3 | |
| Batters: 8 | |
| HBP: 1 | |
| Walks: 2 | |
| Strikeouts: 1 | |
| Hits: 1 | |
| Total Runs: 4 | |
| Earned: 1 | |

Conner Van Dyken - 1.67 innings

| | |
|---------------|---|
| Balls: 14 |  |
| Strikes: 16 | |
| Total: 30 | |
| Wild: 0 | |
| Balks: 0 | |
| Batters: 10 | |
| HBP: 0 | |
| Walks: 2 | |
| Strikeouts: 0 | |
| Hits: 4 | |
| Total Runs: 4 | |
| Earned: 4 | |